



THE UNITED REPUBLIC OF TANZANIA

PRIME MINISTER'S OFFICE

REGIONAL ADMINISTRATION AND LOCAL GOVERNMENT

GEITA INVESTMENT PROFILE, 2013

Prepared by:

Regional Commissioner's Office,

P.O. Box 315,

Geita, Tanzania

Tel: 028 – 2520025

Fax. No. 028 - 2520033

Email: rasgeita@pmoralg.go.tz

October, 2013



Foreword

The development of Geita Region hinges on the availability of investment opportunities. The implementation of Tanzania's Development Vision 2025 with NSGRPII (*MKUKUTAI*) and Millennium Development Goals (MDGs) is expected to exploit the existing opportunities available in Geita Region.

This profile has been prepared to assist in the assessment of the investment opportunities available with the intention of inviting local and foreign investors to fulfill the vision of developing the region.

Apart from the investment opportunities which have been highlighted in this profile, there are other more reasons why an investor should be attracted to Geita and these include among others good climate, regional strategic location to neighboring countries, peace and political stability, availability of labor force, transport links and natural resources endowments.

The region has prioritized some investment opportunities for investors. The opportunities include irrigation farming (especially for paddy production), cattle fattening, aquaculture alongside Lake Victoria shores and construction of infrastructures for provision of social and economic facilities.

It should be borne in mind that opportunities for investment as well as areas for investment are widespread in the entire region of Geita distributed in the 5 districts namely - Geita, Chato, Bukombe, Mbogwe and Nyang'hwale.

On behalf of Geita Region communities, I invite all potential investors to channel their investments into Geita Region so as to reap good returns from the available opportunities.



Hon. Magalula S. Magalula

REGIONAL COMMISSIONER, GEITA REGION

Disclaimer

This profile was published to assist potential investors, both local and foreign, to access essential information regarding investments and investing in Geita. The document does not in any way give exhaustive information or detailed practical instructions. It also points out sources of other information in both private and public sectors. Most or all of information contained in this profile was derived from consultation among government ministries, private sector, and other agencies. Materials in this document therefore should only be used for the intended purposes and not to be used for defense in a legal dispute or any matter of that nature.

Reasons to Invest in Geita

- A climate suitable for both tourism and agriculture
- Strategic location with transport links to neighbouring countries like Rwanda, Burundi, Kenya and Uganda.
- Peace and political stability that offers a safe environment with low crime rates.
- High growth potential
- An inexpensive and trainable workforce
- A source of skills in the local education institutions
- Transport links with other regions and proximity to neighboring countries (Kenya, Uganda, Burundi, Rwanda, and DRC.)

Priority Investment Areas

- **Animal fattening projects**
- **Gold Processing Industries**
- **Textile Industries**
- **Bee keeping and Honey Processing Industries**
- **Meat and Beef Processing Industries**
- **Aqua Culture**
- **Construction of Tourist hotels, Conferences and Shopping Malls**
- **Construction of Educational infrastructure and provision of related services**
- **Construction of a Regional Sports Arena**
- **Construction of Health Services Infrastructures and Provision of Related Services**

Executive Summary

Geita region is a hub for commerce, transport, regional cooperation and economic development in the Lake Zone. The region is situated on Lake Victoria, one of the biggest fresh-water lakes in the world, at the crossroads of trade between Tanzania and neighboring countries of Uganda, Kenya Rwanda, and Burundi. Geita has every reason to be a prosperous commercial center and due to rapid growth in economy especially in industrial development and tourist attractions, massive migration of people from all over the country searching for employment opportunities and better life options in Geita. The region contributes 9% of National GDP after Dar es Salaam region.

Geita was traditionally industrial base exploiting cotton, fish and mining is near the end of a slow spiral of decline. In this context, the Region Secretariat has decided to promote Region's economic development, aspiring toward the achievement of the Millennium Development Goals (MDGs) 2015, largely by attracting local and foreign investors since it has all features of welcoming environment for economic development.

This profile, therefore, provides prospective investors and interested parties with insightful information about investing in Geita, including:

- An overview of the main investment opportunities the region presents
- A summary of the geographical, political and economic characteristics of the country
- An introduction to the primary agency responsible for promoting and facilitating investment into the country, the Tanzania Investment Centre (TIC)

The profile is expected to promote economic growth, increase knowledge or technical knowhow to local human capital, infrastructure development, or basic services provision by virtue of its identity in relation to the local economic environment. Thus, investors who need to find opportunities where the investment will “naturally” lead to the desired effect in the course of pursuing its own success. At this end, the profile will direct investors to look for investment opportunities in the region and surrounding areas for judging their preference on what to invest, where to invest, when to invest and how the region will facilitate investment procedures.

The profile comprises of seven chapters: **Chapter One** present important outlook and background of the region profile by highlighting key background information such as the economic context within which the region is operating, its location, climate and topography, ecological zones, administration, population and total area as well as concept and objective of investment. **Chapter Two** gives an overview of the existing investment which has been explained in detail by looking the previous performance of each sector and the current situation. **Chapter three** gives an in – depth analysis of the investment opportunities in each sector. In this context, the profile tries to show un-exploited opportunities available in the region, where by it provides basis for investors to analyze the feasibility investment opportunities available in the region. **Chapter Four** shows up management and facilitation of investment; in this context the profile describes difference policy in favour of investors, land matters and disputes, prevailing facilitation center for investors' i.e: TIC and the regional government in supporting investment in the region.

Table of Contents

Foreword.....	iii
Disclaimer.....	v
Reasons to Invest in Geita.....	vi
Priority Investment Areas.....	vii
• Animal fattening projects.....	vii
• Gold Processing Industries.....	vii
• Textile Industries.....	vii
• Bee keeping and Honey Processing Industries.....	vii
• Meet and Beef Processing Industries.....	vii
• Aqua Culture.....	vii
• Construction of Tourist hotels, Conferences and Shopping Malls.....	vii
• Construction of Educational infrastructure and provision of related services.....	vii
• Construction of a Regional Sports Arena.....	vii
• Construction of Health Services Infrastructures and Provision of Related Services.....	vii
Executive Summary.....	viii
1 INTRODUCTION AND BACKGROUND.....	14
1.1 Geita in the Broader Context.....	14
1.2 Regional Economic Blocks.....	14
1.3 The economy.....	15
1.4 Markets for Investors.....	16
1.5 Trade.....	16
1.6 Geita Region.....	17
1.6.1 Geographic Location.....	17
1.6.2 Administrative Units, Land area and Population.....	17
1.6.3 Ethnicity.....	18
1.6.4 Climate and Soils.....	19
1.6.5 Agro-Economic Zones.....	19
Western Zone.....	19
The Lake Shore Zone.....	19
The Eastern Zone.....	20
The Southern Zone.....	20
2 THE EXISTING INVESTMENT SITUATION.....	21
2.1 Introduction.....	21

2.2	Irrigated Agriculture	22
2.3	Livestock.....	23
2.4	Livestock Infrastructure.....	24
2.5	Natural Resources	25
2.5.1	Forestry	25
2.5.2	Fisheries.....	27
2.5.3	Beekeeping	28
2.5.4	Wildlife	29
2.6	Mining	29
2.7	Industry	30
2.8	Road Transport.....	30
2.9	Marine Transport	31
2.10	Air Transport	31
2.11	Communications.....	31
2.12	Energy.....	31
2.12.1	Electricity	31
2.12.2	Fossil Fuels.....	32
2.12.3	Fuel wood	32
2.12.4	Solar Energy.....	32
2.12.5	Education Sector.....	32
2.19	The Water Sector.....	33
2.19.1	Rural Water Supplies.....	33
3	INVESTMENT OPPORTUNITIES	35
3.1	Agricultural Production	35
3.2	Reasons to invest in Geita’s agricultural sector.....	35
3.3	Specific areas for Investing in Agriculture	36
3.3.1	Irrigation farming.....	36
3.3.2	Horticulture	36
3.4	Livestock Farming.....	36
3.4.1	Reasons for Investing in Livestock.....	37
3.4.2	Specific areas for Investing in Livestock	37
3.5	Natural Resources	38
3.5.1	Reasons for investing in Geita’s natural resources.....	38
3.5.2	Geita’s specific natural resources investment opportunities	38
3.6	Mining Opportunities in Geita.....	39

3.6.1	Reasons for investing in minerals	39
3.6.2	Specific Opportunities for Investments in Geita's Minerals	39
3.7	Transport and Infrastructure	40
3.7.1	Reasons for investing in Transportation	40
3.7.2	Specific Opportunities in the Transportation Sector	40
3.8	Trade and Industry	41
3.8.1	Specific Trade Opportunities	41
3.9	Other Sectors	42
4	MANAGEMENT AND FACILITATION	43
4.1	Investment Policy and Legislation	43
4.2	Land Matters and land Disputes	44
4.3	Government Administration	44
4.3.1	Regional Secretariat	44
4.3.2	Local Government Authority	45
4.3.3	District Investment Incentive Package	45
4.4	Land Banks	45
4.3	Tanzania Investment Centre Zonal Office	45
5	ANNEXES	46
Annex 5.1	Tax Structure and Administration	47
5.1.1	Registration with Domestic Revenue;	47
5.1.2	Value Added Tax (VAT)	48
5.1.3	VAT Deferment:	48
5.1.4	VAT Refunds:	48
5.1.5	Taxes on profits and income	48
Annex 5.2	Priorities & restrictions	55
Annex 5.3	Investment protection, investor treatment and dispute settlement	57
Annex 5.4	Land Use Policy	59
Annex 5.5	Foreign exchange and performance requirements	60
Annex 5.6	Incorporation and exit	62
Annex 5.7	Contacts for further information	65

List of Tables

Table 1:1	GDP, Inflation and Trade, 2009 - 2012	15
Table 1:2	Distribution of Land area, Water and Total area in Km ² by District: Geita Region 2012	17
Table 1:3	Distribution of the population, household size and sex ratio by district, Geita Region 2012	18
Table 2:1	Estimated area (ha) under crop production by district, Geita Region; 2012	21
Table 2:2	Estimated Livestock population, Geita Region 2012.....	23
Table 2:3	17 estimated livestock products distributed by districts, Geita Region 2012	24
Table 2:4	Licestock infrastructure by district, Geita Region, 2011/2012.....	25
Table 2:5	Forest Cover by District, Geita Region 2012	25
Table 2:6	Forests managed by different authorities, 2012.....	26
Table 2:7	Status of Fish activities by district, Geita Region 2012	27
Table 2:8	Government Revenue (Tshs) From Fisherman by District, Geita Region	28
Table 2:9	Number of Beehives by Distric, Geita Region 2012	28
Table 2:10	Honey Production by District, Geita Region 2012.....	29
Table 2:11	Length of Road network by grade and by district, Geita region 2012	30
Table 2:12	Length of Network by District, Geita Region 2012	30
Table 2:13	Distribution of Primary school classrooms by district, Geita Region 2012	32
Table 2:14	Distribution of Vocational Training Centers and Trainees by Districts, Geita Region 2012	33
Table 5:1	Capital Allowances For Depreciatable Assets.....	49
Table 5:2	Taxes on Personal Income (TZS)	50
Table 5:3	Withholding Tax Rates (%)	50
Table 5:4	Capital Gains Taxes (%).....	52
Table 5:5	EAC Common External Tariff (%)	54
Table 5:6	Services Offered by the Tanzania Investment Centre	60
Table 5:7	Starting a Business in Tanzania, Steps, time and cost	62
Table 5:8	A Sample Foreign Investors in Tanzania	64

List of Figures

Figure 1:1	Distribution of Land by District, Geita Region 2012	18
Figure 2:1	Potential areas for irrigation by district, Geita region 2012	23

1 INTRODUCTION AND BACKGROUND

1.1 *Geita in the Broader Context*

Tanzania, with its large and growing domestic population, strategic location, abundance of natural resources and internal political stability, presents a uniquely attractive investment opportunity.

The country with a population of 44.9 million (national census 2012) is the largest in East Africa and its new middle-class is growing rapidly. Tanzania faces the Indian Ocean; it is the natural trading gateway for the 5 landlocked countries surrounding it, which are: the Democratic Republic of Congo (DRC), Rwanda, Burundi, Uganda and Zambia. The country is further blessed with vast natural riches: minerals in the form of gold, diamonds, copper, coal; more recently large discoveries of natural gas along its shores and it enjoys vast tracts of beautiful natural scenery including game reserves and sandy beaches.

Democratic principles are firmly engrained in the country; since its independence in 1961, the country has never suffered a civil war and its political leaders have come to power through an electoral process. Free-market principles are also firmly engrained and successive Governments have continued to open up and liberalize Tanzania's economy. As a result, Tanzania has enjoyed over 5 consecutive years of 7% real GDP growth and is a member what the World Bank has dubbed the "7% Club", a group of countries forecast to achieve 7% or more real GDP growth for next decade.

Investments in Tanzania are guaranteed against nationalization and expropriation through various agreements of protection and promotion of investments such as the Multilateral Investment Guarantee Agency (MIGA), of which Tanzania is a member. Tanzania also offers access to major markets of the world, such as America and Europe, through special bilateral trade and investment agreements and arrangements, for instance, the Africa Growth Opportunity Act (AGOA) of which Tanzania is a signatory.

1.2 *Regional Economic Blocks*

Tanzania is a member of two major regional organizations. One of these is the Southern African Development Community (SADC). Although it is now primarily an economic organization, SADC began in 1980 with objective that was as much political as economic: to reduce dependence on then apartheid South Africa.

It has evolved considerably since then and hopes one day soon to achieve a customs union. Negotiations were also launched in June 2011 in Johannesburg, South Africa, to create a Tripartite Free Trade Area with two other regional organizations the common Market for Eastern and southern Africa (COMESA) and the East African Community (EAC)"

The second regional organization to which Tanzania belongs is the East African Community (EAC). The EAC is one of the oldest regional co-operation arrangement in Africa. The EAC

has set very ambitious goals for itself. It intends to be far more than a free (or preferential) trade area. By 2010, intra-EAC trade had grown to USD 4.1 billion from USD 2.2 billion in 2005.¹³

1.3 The economy

The Tanzanian economy has been doing quite well lately. Real GDP has grown at 6 to 7 per cent for the past several years and is expected by the IMF to continue growing strongly in the next few years. However, inflation has picked up as well. According to the Bank of Tanzania headline inflation (including food and fuel) has been just over 4% in October 2010 but had risen to nearly 18% by October 2011. The energy and fuels rate in October 2011 was over 37%!

The IMF expects economic performance to strengthen further in 2012 and over the medium term, benefiting from the implementation of the five-years development plan and initiatives under the Southern Agriculture Corridor of Tanzania (SAGCOT). One new factor is the strong prospect of substantial new foreign direct investment in Tanzania's natural gas sector in the near future. According to some reports the confirmation of some 1.7 trillion cubic meters of natural gas reserves may be forthcoming over the next five years. Discussions have been under way in Tanzania on how to make the most of this potential natural resource wealth and a Natural Gas Master Plan is being developed.¹⁸

The economy depends heavily on agriculture, which accounts for more than a quarter of GDP, provides 85% of exports and employs about 80% of the work force.¹⁹ In GDP composition by sector in 2011, services accounted for about half with the rest divided more or less equally between agriculture and industry.

Table 1.1 GDP, Inflation and Trade, 2009 - 2012

Indicator	Unit	2008	2009	2010	2011 ^a	2012 ^b
GDP at market exchange rate	USD million	19,028	20,956	22,620	23,333	24,858
GDP at PPP conversion factor ^b	USD million	50,463	54,414	58,586	63,504	68,109
GDP per Capita at market exchange rate	USD	479	517	547	553	578
GDP per capita at PPP conversion factor ^b	USD	1,270	1,342	1,418	1,515	1,601

Inflation, end of period consumer price	% change	9.3	10.7	7.2	10.9	15.6
Population	Million	39.7	40.5	41.3	42.2	43.0
Current account balance	% of GDP	-11.9	-10.7	-9.3	-9.7	-12.3

1.4 Markets for Investors

There are mainly three markets of interest to investor:

- i) The domestics in Tanzania;
- ii) The regional market provided chiefly by the East African Community (see below);
and
- iii) The export markets abroad in the European Union and the United States in the growing Asian economies of China and India, and in the Middle East to mention only the leading ones.

The domestic market is significant, given Tanzania's population of nearly 46 million people, growing at a rate of nearly 3% p.a., even if it is limited by the low purchasing power is growing, however, as noted above (figure 1.1) and its quite ample to furnish a market for a product like edible oil, which is one of the leading opportunities identified in chapter II below, Within the domestic market, the market of western Tanzania (most of it in neighboring regions) is worth a special mention. As the trunk roads improve much of this market will become easily accessible. As table 1.6 shown, it is potentially substantial.

Then there is the regional market offered by the East African Community (EAC). As noted above, this is a regional entity with a long history and deep roots. And it has actually put in place some of the things that other trading blocs have only talked about, such as a customs union and visa free travel. As table 1.7 below makes clear, with 140 million consumers and a total GDP of USD 212 billion. The EAC offers a substantial and growing market.

Tanzania's trade with the EAC is expected to grow. According to the last trade report published by the EAC may Secretariat in 2010, Tanzania's total trade volume (exports plus imports) with the EAC in 2008 was around 7% of its total trade volume with the world: USD 735 million out of more than USD 10 billion.²⁰

1.5 Trade

Tanzania's merchandise exports have grown steadily for some years, although there was a dip in 2009, when they dropped by a little over 4%, Still, 2010 was the best ever, with exports exceeding USD 4 billion for the first time. This was a jump of 36% over 2009. The main part

of this was manganese ore exports of over USD 350 million- there had been none in 2008 and 2009. Other factors were an 18% increase in gold exports-Tanzania is Africa's fourth largest gold producer and small increases in the exports of a number of agricultural products.

1.6 Geita Region

1.6.1 Geographic Location

Geita region, located in northern Tanzania lies between latitudes 2°8' and 3°28' south of the equator and Longitude 310 15' to 320 48' east of Greenwich. The region is 1,100 to 1,300 meters above sea level and shares borders with Kagera region to the West and North; Shinyanga region to the South and South Eastern parts; and Mwanza region to the North. The region is also bound by the Lake Victoria water.

1.6.2 Administrative Units, Land area and Population

Geita Region, established in March 2012, from parts of Shinyanga, Kagera and Mwanza Regions, is one of Tanzania's 30 administrative regions. It comprises of five districts namely; Geita, Bukombe, Chato, Nyang'hwale and Mbogwe. The districts are divided into divisions which in turn are subdivided into wards. The ward consists of villages or sub villages. In total the region is made up of 18 divisions, 98 wards, 463 villages and 30 sub villages. Geita town is the region's capital.

Of mainland's total area of 942,748 Sq.kms, Geita region covers 4.3%, making it one of the smallest regions in the country, with total surface area of 21, 879 sq.kms, of which 1,946 sq.kms is covered by water, dominated by Lake Victoria, leaving 19,933 Sq.kms of dry land. Geita district has the largest water area (1,050 Sq.kms) followed by Chato (896 Sq.kms). Bukombe, Mbogwe and Nyang'hwale have negligible amounts of water areas.

Table 1.2 Distribution of Land area, Water and Total area in Km² by District: Geita Region 2012

District	Land Area	Water Area	Total Area
Geita	5,325	1,050	6,375
Bukombe	6,798	0	6,798
Chato	2,676	896	3,572
Mbogwe	3,684	0	3,684
Nyang'hwale	1,450	0	1,450
Total	19,933	1,946	21,879

Source: Regional Commissioner's Office, Geita 2012

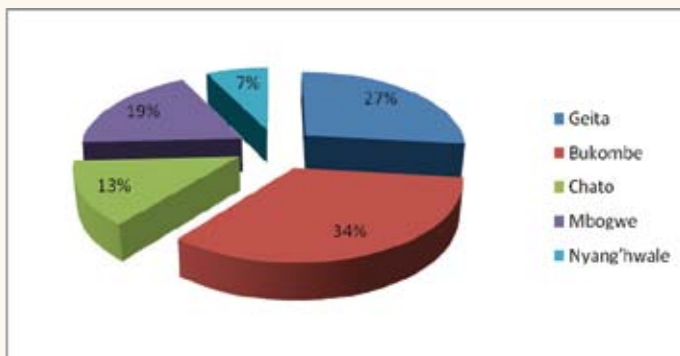


Figure 1.1 Distribution of Land by District, Geita Region 2012

Geita district has the highest population at 807,619 people and Nyang'hwale district has the lowest, 148,320 people. The proportion of females to males continues to be high in all the five districts. The average household size in the region is 6.1 with Nyang'hwale recording the highest (6.8) while Geita and Chato have the lowest, 5.9.

Table 1.3 Distribution of the population, household size and sex ratio by district, Geita Region 2012

District	Total Population 2012	Male	Female	Average Household size	Sex Ratio
Geita	807,619	400,475	407,144	5.9	98
Bukombe	224,542	110,857	113,685	5.9	98
Chato	365,127	181,365	183,759	6.0	99
Mbogwe	193,922	65,083	98,839	6.4	96
Nyang'hwale	148,320	73,272	75,048	6.8	98
Total	1,739,530	861,055	878,475	6.1	98

Source: 2012 Population Census, NBS 2013

1.6.3 Ethnicity

In terms of ethnicity the region is homogeneous. Majority of indigenous people are Bantu. Predominant tribes are the Basukuma and Sumbwa who are concentrated mainly in Geita, Bukombe and Mbogwe districts. In the urban district of Geita many ethnic groups of Tanzania are represented. The Haya, Bazinza and Nyamwezi are the other groups found in significant numbers in the region

1.6.4 Climate and Soils

The region has moderate temperatures of between 22 0 C to 30 0 C with average rainfall of 900 mm – 1200 mm per annum. Rainfall is fairly evenly distributed with short rains from September to December followed by a dry spell from January – February before long and heavy rains set in between March till end of May. From the first of June to September the region is subjected to dry season. During hot and rainy season the humidity ranges between 35% and 60% respectively.

Geita Region is characterized by undulating land spotted with hills and mountains. The land is characterized by black cotton soil, loam, sand, sandy loam and clay loam soil which are suitable for growing varieties of crops including cassava, bananas, sweet potatoes, beans, groundnuts, paddy, maize, cotton, millet, sim-sim, wheat, passion fruits, finger millet, sisal, sunflower, jatropha, coffee, tobacco, pyrethrum, macadamia nuts, sorghum, mangoes, among others.

1.6.5 Agro-Economic Zones

Geita region is sub-divided into four agro-ecological zones based mainly on topographic and geological features as well as climatic conditions.

Western Zone

The western zone includes Chato District (Bwanga and Kachwamba Divisions) and some parts of Bukombe District (Siloka Division) grow cotton, cassava, paddy, maize, sweet potatoes and sorghum with average annual rainfall of 700 – 1000 mm. 30% of livestock in the region are found in this zone.

The Lake Shore Zone

This zone is located at 1,300 meter above sea level and receives rainfall ranging between 700 – 1300 mm. It includes parts of Chato District (Buseresere, Bozilayombo and Nyamilembe Divisions) and Geita District (Bugando and Butundwe Divisions)

Farmers in this zone grow various crops notably cotton, cassava, paddy, maize, sweet potatoes, pineapples, groundnuts, legumes and coffee. Free range and tethering systems are prominently used for cattle, goats and sheep grazing

The Eastern Zone

This zone includes Nyang'hwale District and some parts of Geita District (Kasamwa Division). It is characterized by growing wide range of crops markedly maize, paddy, sunflower, lentils, cassava, cotton and chick pea. It receives average annual rainfall of between 600 – 1000 mm

The Southern Zone

This zone includes Mbogwe District and some parts of Bukombe District (Bukombe and Ushirombo Divisions) and Geita District (Busanda Divisions). It receives an average annual rainfall of 750 – 900 mIt is famous for production of cotton, paddy, groundnuts, sorghum, and maize. Cattle rearing are predominantly for livestock industry.

2 THE EXISTING INVESTMENT SITUATION

2.1 Introduction

The agricultural sector is dominant in Geita region with more than 77% of the region's labor force depending on agriculture. At least two-third of the region's population live in rural areas and their main economic activity is agriculture. It is estimated that the region has 1,402,000 ha of arable land, with 661,266.5ha (47%) are under crop production annually.

The sector accounts for about 73 percent of the region's GDP. The major food crops grown are maize, paddy, cassava, beans, groundnuts, sorghum and sweet potatoes while the major cash crops are cotton, pineapples and tobacco. Maize is the predominant food crop followed by cassava.

Livestock is the second most important economic activity in Geita region. The regional climate favors growth of improved dairy breed particularly dairy cattle through cross breeding. Livestock include cattle, goats, sheep, donkeys, pigs, chicken and ducks.

Fishing along the lakeshore particularly in Geita and Chato districts contribute little to the region's economy.

The region has limited developed industries with most significant ones including medium industries processing seed cotton, cotton seed and cotton lint; small scale industries comprising hulling and milling machines, fruit processing, sunflower and sim sim processing.

Geita region recorded a GDP of Tshs. 904,555,600,000.00 with average individual annual income of Tshs. 520,000.00 in 2012.

Table 2.1 Estimated area (ha) under crop production by district, Geita Region; 2012

Food Crops	Geita	Bukombe	Chato	Mbogwe	Nyang'hwale	Total
Maize	38,505	39,672	18,306	48,827.5	18,120	163,430.5
Cassava	27,680	30,532	20,467	37,627	6,920	123,226
Beans	22,582	13,739	7081	16,906	1,418	61,726
Paddy	16,906	23,359	5503	28,752	9,104	86,624
Sweet Potatoes	13,607	19,141	6063	23,558	11,593	73,962
Groundnuts	1,480	16,138	1420	19,862	2,220	41,120
Simsim	0	247	0	285	0	532

Food Crops	Geita	Bukombe	Chato	Mbogwe	Nyang'hwale	Total
Sorghum	140	74.8	3597	92	560	4463.8
Cow peas	840	710	0	874	360	2,784
Finger Millet	375	0	925	0	125	1,425
Brush Millet	151	0	1336	0	226	1,713
Banana	846	0	106	0	54	1,006
Chick peas	200	0	0	0	800	1,000
Total Food Crops	123,312	143,612.8	64,804	176,783.5	51,500	560,012.3
Cash Crops						
Tobacco	0	181	71	222.2	0	474.2
Coffee	0	0	0	0	0	0
Cotton	20,700	23,860	12,298	28,751	9,300	94,909
Sunflower	1,152	0	2,952	0	517	4,621
Pineapple	1,250	0	0	0	0	1,250
Total Cash Crops	23,102	24,041	15,321	28,973.2	9,817	101,254.2
Grand Total	146,414	167,653.8	80,125	205,756.7	61,317	661,266.5

Source: Regional Commissioner's Office, Geita 2012

2.2 Irrigated Agriculture

Irrigation farming is practiced in all the five districts of Geita region, which has about 69,160ha potential for irrigation farming but only 20,405ha have been put into production. Suitable lands for traditional irrigation are found in Bugelenga and Mjimwema in Bukombe district where construction of irrigation infrastructures are in progress at Bugelenga, Mugelele and Nampangwe villages. Geita district is trying to support irrigation farming through proposed Nzera/Nyambo irrigation scheme.

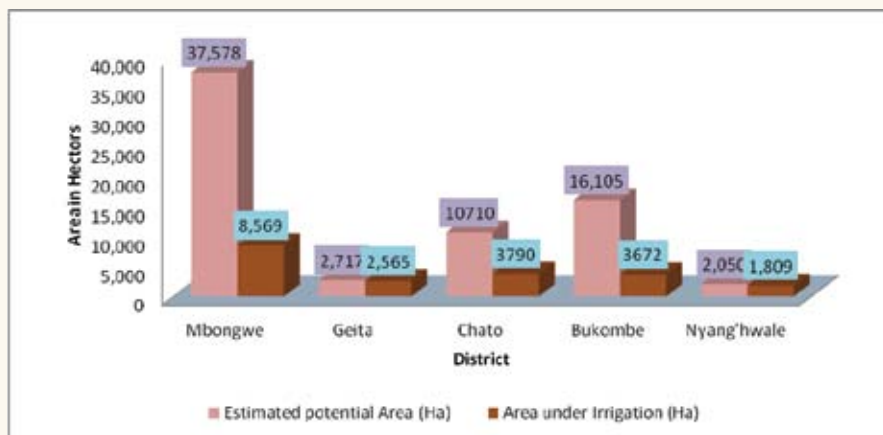


Figure 2:1 Potential areas for irrigation by district, Geita region 2012

2.3 Livestock

The region has a significant number of livestock mostly owned by individual families. The sector acts as an alternative source of income. Year 2012 estimates were 765,470 cattle, 497,784 goats, 107,267 sheep, 16,424 pigs, and 3,493,972 poultry.

Table 2.2 Estimated Livestock population, Geita Region 2012

District	Cattle	Goats	Sheep	Pigs	Poultry
Geita	338,125	301,171	47,858	745	2,592,029
Nyang'hwale	112,803	19,000	11,000	720	20,041
Chato	115,774	64,550	9,559	2,114	129,902
Bukombe	75,668	70,810	17,000	7,422	314,600
Mbongwe	123,100	42,253	21,850	5,423	437,400
Total	765,470	497,784	107,267	16,424	3,493,972

Source: Regional Commissioner's Office, Geita 2012

Products accrued from livestock include meat, hides/skins and milk. During rainy season milk production increases and exceeds family requirements. Surpluses are sold to supplement family income.

Table 2.3 17 estimated livestock products distributed by districts, Geita Region 2012

District	Cattle	Goats	Sheep	Pigs	Chickens
Geita	Meat (Tons) 92,438	Meat (Tons) 129	Mutton (Tons) 6	Pork (Tons) 15	Meat (Tons) 31
	Milk (Tons) 135,600				
	Hides (Pcs) 75,000	Skins (Pcs) 6,797	Hides (Pcs) 353		Eggs (Ea) 2,880,000
	Ghee (Lts) 56,000				
Bukombe	Meat (Tons) 354	Meat (Tons) 226	Mutton (Tons) 4	Pork (Tons) 17	Meat (Tons) 32
	Milk(Lts)214,151				
	Hides (Pcs) 36,792	Skins(Pcs) 3,349			Eggs(Ea) 28,302
	Ghee (Lts) 29,906				
Mbogwe	Meat (Tons) 396	Meat (Tons) 253	Mutton (Tons) 4	Pork (Tons) 19	Meat (Tons) 36
	Milk(Lts) 239,849				
	Hides (Pcs) 41,207	Skins(Pcs) 3,751			Eggs(Ea) 31,698
	Ghee (Lts) 33,493				
Chato	Meat 340 (Tons)	Meat (Tons) 35	Mutton (Tons) 0.35	Pork (Tons) 1.5	Meat (Tons) 2
	Milk 17 (Tons)				
	Hide (Pcs) 24,000	Skin (Tons) 4			Eggs (Ea) 57,000
	Ghee 2 (Tons)				
Nyang'hwale	Meat 340 (Tons)	Meat (Tons) 28.8	Mutton (Tons) 0.37	Pork (Tons) 1.5	Meat (Tons) 2.1
	Milk 17 (Tons)				
	Hide 23,000 (Pcs)	Skin 4 (Tons)			Eggs (Ea) 60,000

Source: Regional Commissioner's Office, Geita 2012

2.4 Livestock Infrastructure

Livestock quality improvement depends on factors as availability of adequate pasture, water and facilities for controlling or preventing infectious diseases. Livestock health services facilities include dips and health centers. Table 18 reflects the state of animal health facilities in Geita region in 2012.

Table 2.4 Livestock infrastructure by district, Geita Region, 2011/2012

District	Dips		Veterinary Centers		Crushes	Hides and skins sheds	Slaughter slabs	Abattoirs
	W	NW	W	NW				
Geita	0	13	1	0	1	1	1	2
Bukombe	0	1	0	1	2	0	10	0
Chato	1	10	0	3	10	1	5	0
Mbogwe	6	1	0	2	4	0	5	0
Nyang'hwale	6	4	0	1	1	0	1	1
Total	13	29	1	7	18	2	22	3

NB W - Working

NW - Not Working (NW) **Source:** Regional Commissioner's Office, Geita 2012

2.5 Natural Resources

The natural resources sector comprises forestry, fisheries, beekeeping and wildlife subsectors. It is important in the maintenance of climatic stability, protection of water resources, soil fertility, controlling land degradation and as a source of wood fuel and industrial raw materials. Community involvement in these subsectors is crucial because it impacts directly on the sustainability of the natural resources.

2.5.1 Forestry

Geita region's natural forests cover 2710.1 Sq.kms (nearly 13.6% of the region's land area). Forestry is among the major contributing sectors (about 7.4%) in the regional economy through legal timbering, carpentry, charcoal production, fire wood, construction materials and beekeeping. Exploitation of woodland follows dominant farming activities, wood cut for tobacco curing, fuel, mining and other related activities.

Table 2.5 Forest Cover by District, Geita Region 2012

District	Land area (sq. km.)	Forest area (sq. km.)
Geita	5,325	792
Bukombe	6,798	836
Chato	2,676	870

Mbogwe	3,684	120
Nyang'hwale	1,450	92
Total	19,933	2,710

Source: Regional Commissioner's Office, Geita 2012

There are a total of 16 forest reserves covering 909,432 ha. These are distributed by district. Bukombe and Mbogwe districts have the biggest areas under regional reserved forestry at 66% followed by Chato district with 24%. Geita/Nyang'hwale districts taken together have only 9.7%.

Table 2.6 Forests managed by different authorities, 2012

District	Name of forest	Area (Ha)
Chato	Biharamulo Game Reserve	130,000
	Biharamulo /Kahama Forest Reserve	72,000
	Mkungo Forest (community)	10,000
	Mwekako	5,600
	Butarama	3,000
	Sub Total	
Bukombe and Mbogwe	Ushirombo Forest Reserve	7,600
	Runzewe Forest Reserve	32,000
	Bukombe/Mbogwe Reserve	9,000
	Mkweni Forest Reserve	3,000
	Kigosi Game Reserve	486,000
	Biharamulo /Kahama Forest Reserve	62,882
Sub Total		600,482

District	Name of forest	Area (Ha)
Geita and Nyang'hwale	Geita Forest Reserve	47,700
	Luande	15,550
	Ruamugasa	15,550
	Mienze	9,100
	Usindakwe	450
Sub Total		88,350
Grand Total		909,432

Source: Regional Commissioner's Office, Geita 2012

2.5.2 Fisheries

Geita region has a small water body (extending an area of 1,946 sq kms) on which traditional fishing activities are carried out; mainly by an estimated 8,153 artisanal fishermen using about 2,440 licensed fishing vessels mostly planked boats using a variety of nets and hooks.

Table 2.7 Status of Fish activities by district, Geita Region 2012

Item	Geita	Chato	Nyang'hwale	Bukombe	Mbogwe	Total
Number of Fishermen	4,672	3,481	NA	NA	NA	8,153
Number of Vessels	1373	1067	NA	NA	NA	2,440
Fish cats (tons)	2055.12	5052.7	NA	NA	NA	7107.82
Value of catch	5,008,378,000	12,631,750,000	NA	NA	NA	17,640,108,000

(Tshs).

Source: Regional Commissioner's Office, Geita 2012

Table 2.7 shows government revenue from fishing activities in the region (Geita and Chato districts). Out of Tshs. 286,324,120 revenue collected, 77.6% came from Chato district.

Table 2.8 Government Revenue (Tshs) From Fisherman by District, Geita Region

<i>District</i>	<i>Amount</i>
Geita	64,129,500
Bukombe	NA
Chato	222,194,620
Mbogwe	NA
Nyang'hwale	NA
Total	286,324,120

Source: Regional Commissioner's Office, Geita 2012

2.5.3 Beekeeping

Geita region is a prominent producer of honey in Tanzania. The main production areas include Bukombe district (leading) with a complimentary condition almost covered by Miombo woodland forests which greatly favor bees in making honey, Some parts of Chato district (Bwanga and Muganza divisions) and Geita district. The region has a total of 241,957 beehives out of which 2,480 are modern and 239,477 traditional.

Table 2.9 Number of Beehives by Distric, Geita Region 2012

<i>District</i>	<i>Traditional beehives</i>	<i>Modern beehives</i>	<i>Total</i>
Geita	2,210	1,319	3,529
Bukombe	184,324	520	184,844
Chato	2,504	123	2,629
Mbogwe	50,264	430	50,694
Nyang'hwale	175	88	263
Total	239,477	2,480	241,957

Source: Regional Commissioner's Office, Geita 2012

The region produced 437.68 tons of honey with Mbogwe district producing the highest (66.4%) in 2012. Production of beeswax was 555.744 tons.

Table 2.10 Honey Production by District, Geita Region 2012

<i>District</i>	<i>Honey (Tons)</i>	<i>Beeswax(Tons)</i>
Geita	30	2
Bukombe	104.540	79.294
Chato	12	0.20
Mbogwe	290.14	474.18
Nyang'hwale	1	0.07
Total	437.68	555.744

Source: Regional Commissioner's Office, Geita 2012

2.5.4 Wildlife

Geita region is endowed with much wildlife. Rubondo Island National Park, found south west of L.Victoria at Emin Pasha Gulf is famous for photographic tourism and spot fishing. The Park covers 457 km² out of which 237 km² is dry land. It boasts both native (Statunga, Bushbucks, Crocodiles, Hippopotamus, various snake species, Baboons) and Trans-planted animals (Black Rhinos, Roan Antelopes, Chimpanzees, Giraffes, Black and White Colobus, Suni, Elephants and Grey parrots).

Moyowosi-Kigosi game reserve, made up of twin game reserves of Moyowosi and Kigosi, covers part of Tabora, Shinyanga and Kigoma region with a total area of 21403 sq kms in which are found precious animals like Impala, Water Bucks, Buffalos, Elephants, Zebras, Giraffes, Leopards, Hippos and Crocodiles.

2.6 Mining

Geita is one of the gold-richest regions in Tanzania, possessing substantial deposits, minimally exploited by large scale and small scale miners. The area under mining exploitation include Geita district where gold is within green stone belt. This belt has been most productive in Tanzania with a continuous history of activities from 1932 to date.

Intensive small scale mining is done in Nyarugusu, Lwamgasa Nyakagwe, Nyamtondo, Iparamasa, Nyamalimbe, Kamena and Mgusu villages. Intensive large scale mining is done in Mtakuja, Nyankanga and Nyakabale.

Bukombe, found along the belt from Northeast corner to Northwest, parts of Ushirika, Ilangulu, Ikunguigazi, Ushiroambo and Uyovu ward, has the highest potential for gold

mining. Small scale gold mining is also carried out in Buseresere, Bwanga, Nyarutembo and Makurugusi wards in Chato district.

Mining exploration is underway in Nyakafulu village in Masumbwe ward and in Kigosi game reserve respectively by companies like Dolphin, Resolute and Tan Can/TAZAM Gold. Artisanal mining is carried out in the villages of Katente, Kelezia, Mwagimagi, Nyakafulu, Ivumwa, Ikunguigazi, Maguta, Ng'anzo, Ikuzi, Shenda and Lulembela. Africa Precious Metal (T) Ltd. opened up a formal gold buying centre for artisan miners at Ushirombo town in Bukombe district.

2.7 Industry

Geita region has a limited number of developed industries; having medium industries processing seed cotton, cotton seed and cotton plus small scale industries hulling and milling machine, fruit and sunflower processing.

2.8 Road Transport

About 65% of road network in the region are passable throughout the year. The region's road network measures 6,650.75 Kms. The roads are graded into four categories namely Trunk roads (7.3%), Regional roads (5.8%), District roads(45.1%) and Feeder roads(41.8%) respectively of the total network.. In terms of road surface type, 4.7% is tarmac, 25% gravel, and 70.3% earth.

Table 2.11 Length of Road network by grade and by district, Geita region 2012

District	Grade (km)				
	Trunk	Regional	District	Feeder	Total
Geita	68	246	1,564.3	1,322	3,200.3
Bukombe	80	51	326.9	350.9	808.8
Chato	302	26.6	128.95	279.6	737.15
Mbogwe	35	12	415.3	385.3	847.6
Nyang'hwale	0	49	561	446.9	1,056.9
Total	485	384.6	2,996.45	2,784.7	6,650.75

Source: Regional Commissioner's Office, Geita 2012

Table 2.12 Length of Network by District, Geita Region 2012

District	Tarmac	Gravel	Earth	Total
Geita	68	851	2,035.3	3,200.3
Bukombe	80	43	685.8	808.8
Chato	127.8	264.7	307.85	737.15
Mbogwe	35	36	776.6	847.6
Nyang'hwale	0	469	587.9	1,056.9
Total	310.8	1,663.7	4,393.45	6,650.75

Source: Regional Commissioner's Office, Geita 2012

2.9 Marine Transport

The region has two ports namely Chato and Muganza. Some fibres and motorized local vessels ferry people and materials across L.Victoria. It also has Nungwe harbor, constructed by colonialists and recently rehabilitated by the Government. The bay, about 40 km from Geita town, has ability of docking cargo ships. Another port in use is Nkome.

2.10 Air Transport

The region has two airports, managed by Geita Gold Mine and Rubondo National Park, which serve exclusively the interests of the mine and Park

2.11 Communications

Main Communications Companies operating in the region are AIRTEL, VODACOM, ZANTEL, TIGO and TTCL. Almost all the national newspapers are available in Geita region. Television channels accessible in Geita include ITV, TBC1, Star TV, EATV and Capital Television.

TTCL extended wireless telephone to the district since 2002. So far there are 11 telephone lines in Ushirombo, and Uyovu (Runzewe). The District E-mail service was installed through the support of District Rural Development Program (DRDP) centralized at Council head office.

2.12 Energy

2.12.1 Electricity

Geita region is connected to the National grid. The power supply line connects small town of Kasamwa and Geita town. The region receives electricity generated at Biharamuro district

in Kagera region and the same line supplies electricity to Chato, Muungano, Nyamirembe, Kigongo and Muganza wards.

2.12.2 Fossil Fuels

Petroleum products are the most important sources of lighting energy in rural areas and even in urban areas. Fossil fuels energize transport, industries and various commercial establishments. The region is supplied with petroleum products from private companies. There are 7 petroleum filling stations in the region.

2.12.3 Fuel wood

Majority of households in the region use fuel wood either in form of firewood or charcoal for cooking and heating. Estimates of round wood requirements per capita are put at 2 cubic meters per year. Given regional population of 1,739,530, the region requires 3.479 million cubic meters of round wood to meet this demand.

2.12.4 Solar Energy

Solar energy is available to few individuals with financial ability to install. Some solar panels have been stationed in five Secondary Schools namely Iparamasa, Mnekezi, Makurugusi, Bwina and Maguli High School.

2.12.5 Education Sector

2.12.5.1 Primary School

Primary education is delivered at least in every village in the region using Education policy of 1995. In year 2012 the region had 567 primary schools, (556 are government- owned and 11 were private owned) with Geita district accounting for 38.7% while Nyang'hwale district had 10.3%. Geita district had most of the private schools. Chato district had 3 private schools. Mbogwe and Nyang'hwale districts had no private schools.

2.12.5.2 Primary School Infrastructure

In year 2012 classrooms requirement was 9,199 region-wide. The region had 3,626 classrooms leaving a deficit of 5,573 classrooms (60.6% of total requirement) with Geita district registering the highest at 64% followed by Chato at 62.6%.

Table 2.13 Distribution of Primary school classrooms by district, Geita Region 2012

<i>District</i>	<i>Requirements</i>	<i>Existing</i>	<i>Deficit</i>
Geita	4,392	1,578	2,814
Chato	1,850	691	1,159
Bukombe	1,031	456	575
Mbogwe	1,002	512	490

Nyang'hwale	924	389	535
Total	9,199	3,626	5,573

Source: Regional Commissioner's Office, Geita 2012

2.12.5.3 Vocational Training

In year 2012 the region had 7 vocational training centers, all found in Geita district. One (1) was government owned and 6 were private owned. Skills supplied by the centers include: ICT, Typing, Tailoring, Secretarial, Masonry, Domestic science, Cookery, Electrical installation and Fabrication.

Table 2.14 Distribution of Vocational Training Centers and Trainees by Districts, Geita Region 2012

District	Number of centers			Total enrolment		
	Public	Private	Total	Male	Female	Total
Geita	1	6	7	380	240	620
Chato	0	0	0	0	0	0
Bukombe	0	0	0	0	0	0
Mbogwe	0	0	0	0	0	0
Nyang'hwale	0	0	0	0	0	0
Total	1	6	7	380	240	620

Source: Regional Commissioner's Office, Geita 2012.2.6

2.19 The Water Sector

Water availability in the region is satisfactory as parts of the region are covered by Lake Victoria. Other sources of water are rivers, streams, shallow wells, bore holes, rainwater harvesting and springs.

2.19.1 Rural Water Supplies

The demand for rural water supplies is determined by human and livestock population. In the year 2012 there were 1,362 water schemes at various levels of operations throughout the region. Hand pumps were the most popular form of water delivery technology in the region, accounting for 1,145 schemes equivalent to 84.1% of all the schemes followed by rainwater harvest technology which accounted for 206 schemes representing 15.1%. Of the

1,362 rural water supply schemes 493 were in Mbogwe district, accounting for 36% of all shares of schemes in the region and it was the highest.

3 INVESTMENT OPPORTUNITIES

Investment opportunities in Geita and the surrounding regions are mainly to be found in agriculture and agro-processing (in particular processing cotton), mining, fishing and tourism. These are described in the following sections. There are opportunities in some other fields such as transportation, and other light manufacturing. It is important to note that any specific opportunities described below are meant to be illustrative. There may be other opportunities for investment as well.

3.1 Agricultural Production

The agriculture sector, as a whole in Tanzania has an annual growth rate of 6% and accounts for nearly half the GDP contribution, 70% of the rural household income, and absorbs 80% of the entire workforce. (TIC Investment Profile 2013-14). Suffice it to say that agriculture is the main investment opportunity in Geita region. The Government has introduced a specialist agricultural revolution initiative namely Kilimo Kwanza which has opened up infinite investment opportunities for interested parties.

Additionally, several reforms have been undertaken in this sector such as a review of land laws to allow for long term leases for foreign companies and redefining the role of government and private sector that allow for the latter to participate in production, processing, and public support functions.

The Geita agricultural sector contributes more than 73% of the region's GDP and more than 77% of the region labor force depends on agriculture for its earnings. It has favorable climatic conditions which allow the growth of a wide variety of both food and cash crops. The insignificant expansion of cultivatable area is attributed to inadequate application of modern agricultural methods.

3.2 Reasons to invest in Geita's agricultural sector

- Geita Region is estimated to have 1,402,900 ha of potentially cultivatable land. The area under cultivation however, has been averaging 780,106 ha. This is equivalent to 55.6% and has not been expanding significantly.
- Market opportunity: with a rapidly growing population and rising incomes, the market for agricultural produce in Tanzania is estimated at 6% p.a.
- The use of organic fertilizer such as manure, compost and legumes particularly in highland areas, is highly recommended and emphasized in

order to retain and increase soil fertility. Produce from these areas can be marketed as organic foods which are highly sought after due to their health benefits.

- The development and use of existing irrigation facilities.
- There is a huge demand for quality horticultural produce in both local and international markets. Tanzania's horticultural exports have increased substantially in recent years.
- Domestically there is still inconsistent supply of quality products making the country import fruits, vegetables and spices

3.3 Specific areas for Investing in Agriculture

3.3.1 Irrigation farming

Introduction of irrigation schemes to expand the area and increase production per unit area. Geita region is endowed with about 69,160 ha potential for Irrigation but only 20,405 ha (29.5%) is under traditional irrigation subject to rainfall, leaving a whole 70.5 % of potential irrigable land available for investment. Availability of catchment areas for rain water harvesting (the 21 seasonal rivers) and the presence of water bodies (Lake Victoria) that enables production throughout the year. Thus there is a need to investment in appropriate technologies for irrigation.

3.3.2 Horticulture

The horticultural industry is the fastest growing industry in Tanzania within the agricultural sector recording an annual average growth of 9-12 percent. Contribution of the investments in horticultural businesses to total agricultural investments has averaged 17 percent since 2007a. A number of investors are already engaged in the production and marketing of horticultural crops mainly for export markets. These crops include vegetables and flowers such as roses and fruits such as avocados, mangoes, pineapples and berries. Establishment and utilization of irrigation schemes for paddy, maize, fruits (pineapple, water melons, oranges), banana and horticultural crops urban/peri urban areas and storage facilities.

3.4 Livestock Farming

Tanzania's livestock population has been increasing by 5% per annum. Its 21.3 million large herds of cattle make it the largest in southern Africa. However, on the downside, 97% of all animals are kept by smallholders who are often faced with poor productivity and yield.

^aTIC investment profile 2013-14

Geita Region has earmarked about 300,000 Ha grazing land with 1.1 million cattle, about 500,000 goats and 100,000 sheep. This presents an excellent opportunity in livestock production in the region.

3.4.1 Reasons for Investing in Livestock

- The climate of the region also favors growth of improved dairy breed particularly promotion of dairy cattle through cross breeding.
- Availability of grazing land (319,033 Ha) and availability of 1,122,624 indigenous (Zebu and ankole) cattle, 497,774 goats and 106,335 sheep.
- Availability of livestock infrastructure (2 dams, 63 charcoal dams, 18 crashes, 49 cattle dips and 23 slaughter slabs).
- An increasing population size, urbanization, and rising income levels across Africa have boosted the demand for meat.
- Tanzania's per capita consumption of meat is expected to triple by 2030
- Current increases in livestock supply will not be able to meet future demand and large scale investment is needed to provide technical skills and capital to run ranches, feedlots, abattoirs, meat processors, and tanneries.

3.4.2 Specific areas for Investing in Livestock

3.4.2.1 Establishment of ranching operations

The establishment of new livestock settlement areas and improvement of pasture production should be taken into account. The establishment of animal fattening and promotion contract farming has potential to stimulate growth of livestock production.

3.4.2.2 Skins and Hides and Leather Processing Industries

Tanzania has a potential to produce 3.8 million goat skin, 1 million sheep skin and 2.8 million cattle hides each year. Industry stakeholders assert that better handling of skin and hides could help in enhancing leather's role in national food security, bringing down poverty and increasing rural employment rate. Investing in machinery and equipment in this sub-sector has prospects due to availability of hides & skins and human labor force. Investment opportunities are also available in tanning facilities.

3.4.2.3 Meat Processing

Investment opportunities lie in equipment for processing meat and proper markets. Investment opportunities are seen in meat processing plants. Hence, there is a need of building modern abattoirs that can process and add value and serve as local market for livestock keepers.

3.4.2.4 Modern abattoir/slaughter-house

Currently Tanzania has one modern abattoir in Arusha city which was built in collaboration with the British government in mid 1990s. In Dar es Salaam, other city's abattoirs which are privately owned are located in areas of Kimara, Mbagala and Tegeta suburb. The only abattoir owned by the government is the one located at Vingunguti suburb.

3.5 Natural Resources

The natural resources sector in Tanzania, comprises of forestry and beekeeping, wildlife and fisheries. The whole country has vast untapped natural resources that provide avenues for investment in factories, industries and training. The terrestrial area is the grassland savannah rich in wildlife and equatorial rainforests, miombo woodlands and plateaus with amazing scenery. Similar to other sectors, private investments are highly encouraged in the natural resources sector. Some of the opportunities available in G region are outlined hereafter.

3.5.1 Reasons for investing in Geita's natural resources

- Environmental conservation and rehabilitation to combat the risk from total destruction posed by the high demand for fuel wood.
- Vast resources of forested areas suitable for beekeeping
- Opportunity for exploitation of woodland for dominant farming activities, wood cut for tobacco curing, fuel, mining and other related activities.

3.5.2 Geita's specific natural resources investment opportunities

3.5.2.1 Forestry

Geita's natural forests cover 909,432 Ha, but are at great risk from total destruction as demand for fuel wood is high with the increasing population. Partial solutions can be applied to curb the ongoing deforestation in the region. Establishing community woodlots, controlled harvesting of reserved forest, establishments of individual plantations or trees on household compound and field boundaries is required. Forestry is among the major contributing sectors (about 7.4%) in the regional economy through legal timbering, carpentry, charcoal production, fire wood, construction materials and beekeeping. Investment opportunities also exist in the production of construction materials.

3.5.2.2 Beekeeping

According to the FAO, Tanzania produced 34100 tonnes of honey in 2010 ranking 12th in the world and second in Africa. This activity lends itself well to the small investors and gives employment opportunities to urban and rural dwellers. The actual production is far below the region's potential, given its vast forest resources. Geita has 16 forest reserves of about 900,000 Ha earmarked for beekeeping. Presently, the region produces 436 tons of honey and 555 tons of bees wax annually. The region boasts of 239,477 traditional beehives and 2,480 of modern beehives. Investment in modern equipment for beehives and the processing of honey and beeswax is required.

3.6 Mining Opportunities in Geita

The mining sector in Tanzania is extremely important as it accounts for a significant share of the country's export revenues. The governments plan is to have this sector contribute 10% of GDP by 2025.

Geita is one of the gold-richest regions in Tanzania, possessing substantial deposits, minimally exploited by large scale and small scale miners. The area under mining exploitation include Geita district where gold is within green stone belt. The region has the potential for more mining by both small and large scale miners. Investment into further exploration for gold is worthwhile. Apart from gold the region is also endowed with abundant building materials which include all forms of rocks, stones, gravel, sand, clay and soil.

3.6.1 Reasons for investing in minerals

- Gold in Archean greenstone belts south and east of Lake Victoria
- Over 80,000 sq.km of varied geological terrains with potential mineral resources
- Scores of occurrences of high-value colored gemstones such as emerald, ruby, tsavorite, sapphire, tanzanite, and alexandrite.
- Considerable unexploited mineral potential.
- Attractive fiscal packages for investors.
- Transparent process of granting mineral rights.
- Availability of technical staff trained in disciplines associated with mining
- A comprehensive, systematically archived database on geo-scientific information and mineral resources.
- Generally well established supporting services to the mining sector.

3.6.2 Specific Opportunities for Investments in Geita's Minerals

Specifically, key areas of investment in gold mining in Geita include but not limited to:

- ✚ Establishment of gold refinery activities;
- ✚ Establishment of value added activities particularly jewellery manufacturing (e.g. lapidary, cutting, polishing, etc);
- ✚ Mineral processing and supply of mining services such as drilling, laboratory services, or smelting/ refining and exploration of new areas with minerals e.g. airborne geophysical surveys

3.7 Transport and Infrastructure

There has been sustained effort by the Tanzanian government to create essential transport infrastructure and services to improve overall accessibility in the country and attract foreign direct investment. However, there is still more to be done in this sector.

3.7.1 Reasons for investing in Transportation

- Institutional sector reforms that have opened up avenues for private sector participation in the transport sector
- Sound government plans to develop the sector in five year phases
- The region is a gateway for cross border trade to landlocked countries

3.7.2 Specific Opportunities in the Transportation Sector

3.7.2.1 Water Transport

Lake Transport could be the cheapest way to move cargo and goods to and from the region. Hence investment opportunities exist in the development of the historical port of Nyamirembe, Chato, Muganza, Nkome and Nungwe. Secondly, invitation of the private sector to invest in cargo and passenger vessels through public-private partnership model is long overdue. Some fibres and motorized local vessels are used to ferry people and cargo across Lake Victoria. The Nungwe Port located about 40km from Geita town needs to be rehabilitated. Further, more investment opportunities exist in: Construction and provision of water transport services to the region provide an excellent opportunity for investors; Supply and operation of luxury marine fast ferries; Expansion of the port and providing ships docking facility.

3.7.2.2 Road transport

Geita is strategically located in the East African Community market. It therefore presents excellent opportunities for investment in the transport industry. Some of the key investment areas include: Construction and maintenance of reliable road network within and surrounding the region; and road rehabilitation and

construction in rural areas are required. The upgrading of district and feeder roads to open up key areas with agricultural potential is very strategic.

3.7.2.3 Air transport:

The region lacks an international airport which could stimulate export oriented agricultural production for high price such as pineapples. The tourism sector development also depends on existence of such a state of the art gateway to the region. Key strategic investment areas are: Investment in construction of an airport; Provision of air charter and commercial air services like catering; and construction of an aircraft maintenance hangar, and warehouse complex and exhibition centre.

3.8 Trade and Industry

The sector has shown steady growth over the years, registering an annual growth of 4% and a small contribution to GDP (8%). The sector is third in FDI contribution after agriculture and tourism. Present activities include manufacturing of simple consumer goods like food, beverages, textiles and wood products.

Following the recent developments in mining and agricultural sectors in the region, it is expected that the level of capital will increase. This will induce people to save and use their savings to expand their economic activities providing investors with ample opportunities to engage in industrial production for domestic and international consumption.

3.8.1 Specific Trade Opportunities

3.8.1.1 Cross border trade

Trade volume will increase as a result of regional and cross border trade and Investments. The Agricultural, Livestock and Mining sectors will have a high demand in the cross border trade and this will increase the volume of trade with its neighbors Rwanda, Burundi and Uganda.

3.8.1.2 Construction of a regional market

Because of its strategic location (closer to Rwanda, Burundi and Uganda), a construction of a regional market to enhance trade in the region is an ideal investment opportunity through private-public partnership model.

3.9 Other Sectors

Investment opportunities abound in some other sectors including energy, setting up of financial institutions, social sector especially in human resources capacity building through schools, colleges and universities.

4 MANAGEMENT AND FACILITATION

4.1 Investment Policy and Legislation

Tanzania offers a well-balanced and competitive package of fiscal incentives in investment. Investments in Tanzania are guaranteed against nationalization and expropriation. The following policies and legislation aim to contribute to a better investment environment in Tanzania, including Geita Region:

- **National Investment Policy** – Is a Government statement setting out favorable conditions to investors, the investment policy objectives and strategies and issues needed in promoting and retaining investment in the Country:
- **Tanzania Investment Act** – Gives powers to T.I.C to coordinate, promote and facilitate investment in Tanzania together with advising the Government on investment policy and related matters,
- **Business Environment Strengthening for Tanzania (BEST)** – A multi donor funded programme aimed at working with the Government and other stakeholders in business to eliminate hurdles to undertaking business and investment in Tanzania so as to contribute towards poverty alleviation efforts,
- **National Policies** – Relevant Sector Policies are in place to guide interventions in the relevant areas. National Forest Policy (1998), Bee keeping Policy (1998), Small and Medium Enterprises Development Policy (2003), National Land Policy (1995), Land Act (1999), Village Land Act (1999) and Mining Act (1998) are relevant to develop the District Investment Profile (DIP),
- **Small and Medium Enterprises (SMEs) Development Policy** – Encourages investments in small and medium enterprises, which could be rural to contribute to poverty alleviation efforts. Geita Region has a greater potential to promote the development of such SMEs,
- **Agricultural and Livestock Policy** – Is geared towards poverty alleviation and aims at attaining, among other things, increased standards of living in rural areas, increased foreign exchange earnings and increased production capability among people in the sector,
- **Mining Policy, Mining Act (1998) and Guidelines** – Outlines how mining could improve the economy and the conditions of the rural population and it encourages participation in mining activities to all entrepreneurs with capital. Small scale mining activities are also considered.

Tanzania Government with its Investment Incentive Strategies, in year 2003/2004 reduced a number of taxes that were an obstacle to investment. Consequently, the Region through its

District Council also is in the process to implement the following way forward so as to attract and facilitate investment by:

- Improve the infrastructure in the investment areas;
- Review existing District Council by-laws;
- Reduce the number of days from 180 to 30 to consider and grant an application from investors for land;
- Improve the attitude of the staff at Secretariat and Districts level towards a more positive outlook in dealing with investors;
- Observe good governance practices in handling investor's issues including being in line with the poverty reduction strategy
- Maintain peace and security within Districts by establishing dispute resolving mechanisms at all levels (land dispute tribunal)

4.2 Land Matters and land Disputes

The region has a strategy of preparation Land Use Planning which will enable the village councils to prepare village land use plans. These plans will enable individuals including investors to acquire more easily their land title.

The Land Act no.5 of 1999 provides for procedures for the resolution of land disputes and rights of appeal at the village level. More specifically, section 60 is about the formulation of the village lands tribunal, section 61 stipulates the responsibilities of the village lands tribunal as a conflict resolution body, and section 62 gives a right for appeal to the following agencies and courts:

- Village land tribunal
- Ward land tribunal
- District Lands and Housing Tribunal
- The High Court of Tanzania-Section responsible for Land Matters.
- The Appeal Court of Tanzania

4.3 Government Administration

Tanzania today is a land of countless business opportunities. Over the past two decades, it has been transformed from a centrally planned economy to a market oriented system through successful implementation of legal, regulatory and institutional reforms. Geita as one of the region in Tanzania encourage private sector through advocacy and campaign e.g., coordinating Investors forum, publications of opportunities found in identified areas into the Regional Secretariat website, publications of brochures and advertisement through investment profile.

4.3.1 Regional Secretariat

The Regional Secretariat's major role is to facilitate development of Local Government Authorities in realization of goals and targets in relation to community welfare and national

development through ensuring peace and tranquility, providing technical advice and capacity building.

4.3.2 Local Government Authority

In Geita region all councils follows recommendations of the Local Government Reform Programme, they have put in place suggestion boxes at all public offices for democratic expression of their views and discontent with services provided. Council also obliged to mainstream stakeholders plan and budget in the Annual District Development Plan and Budget (ADDPB).

4.3.3 District Investment Incentive Package

Geita region and districts' natural resources envelope comprises of arable land, beekeeping, cultural tourism and mineral resources. Location of Geita gives it advantage of centrality over most other regions in terms of accessing markets for most of the raw agricultural materials, supply of goods and services to neighboring countries.

4.4 Land Banks

All the Local Government Authorities have reserved land for future demand. Land has been planned for different needs as Surveyed industrial plots, Hotel construction sites, Educational facilities construction sites, Open spaces, Recreational sites, Petrol station sites, Bus terminal sites and truck/lorry park sites.

4.3 Tanzania Investment Centre Zonal Office

The Region has TIC zonal office situated in Geita Municipality. The Zonal Office has mandate and roles to facilitate investment procedures in the region. This includes issuing all the necessary investment permits on behalf of the TIC headquarters.

All the necessary documents required for investment license applications like Business Plan, Registration Forms, Certificate of the Company, Evidence of Land Ownership (Title Deed) etc can now be submitted to the TIC Zonal office. The TIC Zonal office makes all the necessary evaluation before sending it to the headquarters for final signature. Investors do not have to go all the way to the TIC headquarters. The licenses and other relevant permits can now be collected at TIC Zonal office. This is one of the incentives for investing in the region.

5 ANNEXES

Annex 5.1 Tax Structure and Administration

Annex 5.2 Priorities and Restrictions

Annex 5.3 Dispute Settlement

Annex 5.4 Land Use Policy

Annex 5.5 Foreign exchange and performance requirements

Annex 5.6 Incorporation and Exit

Annex 5.7 Contacts for Further Information

Annex 5.1 Tax Structure and Administration

Tanzania has a stable and predictable fiscal regime, providing a soft landing to all investors. It recognizes that investors need to recover their investment costs first before paying corporate tax.

The administration of various tax laws is entrusted to the Tanzania Revenue Authority (TRA), a semi autonomous government agency created by Act No.11 of Parliament in 1995. It is responsible for Central Government taxes and several non-tax revenues. Revenue departments under TRA include;

- (a) Domestic Revenue Department,
- (b) Customs and Excise Department,
- (c) Large Taxpayer Department, and
- (d) Tax Investigations Department

5.1.1 Registration with Domestic Revenue;

The registration which can be undertaken by TIC on behalf of the investor requires the following documents;

- (i) Memorandum and Articles of Association,
- (ii) Certificate of Registration or Certificate of Incorporation,
- (iii) Investment Feasibility Study,
- (iv) Certificate of Incentives in the case of projects approved by TIC,
- (v) Partnership Agreement (deed), in the case of a partnership,
- (vi) Lease Agreement, and
- (vii) Photographs of directors. Forms to be filled include (i) Business Inquiry Forms (ii) IT 21 forms for companies (iii) IT 20 forms for individuals, and (iv) TIN form.

Taxes under the domestic revenue department include: -

1. *Corporate tax* (30% for both resident and non resident);
2. *Withholding tax* (for dividend payments, pension, insurance premium, royalties, transport and disposal of assets);
3. *Income tax rates for individuals* (the marginal rate ranges from 18.5% to 30%);
4. *Income tax rate for non-resident individuals* (a flat rate of 20% applies);
5. *Taxable value of employment benefits* (generally all benefits are taxable);
6. *Capital gains tax* (the gain/loss upon sale realization is included in business income and Taxed at the general rate);
7. *Skills and development levy* (6% of the gross emoluments paid to employees);
8. *Gaming tax* (as prescribed in the Pools and Lotteries Act, 1967)

When a loss is incurred, such a loss is an allowable deduction in ascertaining the total income of that person; thus a loss is carried forward indefinitely. A number of capital

deductions are entitled under the Income Tax Act 2004, including wear and tear granted to a person who owns machinery. The law allows a 50% allowance in the first year of use for plant and machinery used in manufacturing processes and fixed in a factory, fish farming, and providing services to tourists and fixed in a hotel. Thereafter, different wear and tear rates apply.

5.1.2 Value Added Tax (VAT)

VAT is consumption tax charged at a single rate of 18%. Registration is compulsory for any business, which has a turnover of more than 40mn TZS per annum. Applicants for VAT registration should complete form No. VAT 101. A taxpayer is required to submit a monthly VAT return along with the payments to the nearest regional VAT office by the last working day of the month following the month of business.

5.1.3 VAT Deferment:

Capital goods and deemed capital goods for investment do not attract VAT up front as the VAT is deferred to allow investor relief of tax up front. VAT deferment on any capital goods is open to all VAT registered and non-registered traders.

5.1.4 VAT Refunds:

VAT refunds are made either within 30 days or 6 months from the due date depending on the type of taxpayer. Regular repayment traders like exporters can claim their refunds within 30 days while other traders can get their refunds after six (6) months. There are various goods and services that are either zero rated, such as exports or VAT exemption, such as health supplies and tourists services. The TRA desk at TIC will provide the list of goods and services falling under these categories as well as those with special relief.

5.1.5 Taxes on profits and income

Corporate taxes

The tax rate on both resident and non-resident corporations is 30%. However, a non-resident corporation is also required to pay an additional 10% on its repatriated profits.

(A company is resident in Tanzania if it is incorporated in Tanzania, or its management and control was exercised in Tanzania during the year of income, or it has a permanent domestic establishment in Tanzania. A non-resident company is taxed in Tanzania to the extent that the income has been sourced in the United Republic of Tanzania).

Newly listed companies, enjoy a reduced rate of 25% for the first three years, provided that at least 30% of their shares are publicly issued. An alternative minimum tax of 0.3% is charged on the turnover of a corporation that makes losses for three consecutive years as a result of tax incentives.

Personal income taxes

An individual who is resident in and has a permanent home in Tanzania is subject to income tax on his worldwide income. Non-residents are normally subject to income tax on income accrued in or derived in the Tanzania at a rate of 15% of the gross amount payable. A person is normally regarded as resident if he has a permanent home in Tanzania or was present in Tanzania during the year of income for 183 days or more.

A person will also be regarded as resident if he was present in that year of income and in each of the two preceding years of income for periods averaging more than 122 days in each such year of income.

Table 5.1 Capital Allowances For Depreciable Assets

Category	Rate (%)	
1	Buildings (straight line)	
	* used in agriculture or livestock/fish farming	20.0
	* other	0.5
2.	Plant and machinery (initial allowances)	
	* used in manufacturing (first year)	20.0
	*used in agriculture	5.0
	*on building, factories and offices	15
3.	Plant & machinery (reducing balance)	
	*class 1	20.0
	*class 2	5.0
	*class 3	15
4.	Intangible assets (straight line)	1 divided by useful life
5	Agriculture – improvements/research and development	100.0
6.	Mining exploration and development	100.0

Table 5.2 Taxes on Personal Income (TZS)

Monthly income bands (TZS)	Tax rate on bank (%)	Cumulative tax on income (TZS)
First	135,000	0
Next	225,000	14
Next	180,000	20
Next	180,000	25
Over	720,000	30
		Variable

Table 5.3 Withholding Tax Rates (%)

Category	Rate (%) Resident	Non-resident
1	Dividends	
	*to company controlling 25% or more of DSE-listed company	5
	*otherwise	10
2	Interest	10
3	Rent	
	*land and buildings	10
	*aircraft lease	0
	*other assets	0

4	Royalties	15	15
5	Natural resources payments	15	15
6	Service fees	0	15
7	Technical services to mining companies	5	15
8	Insurance premiums	0	5
9	Payments to resident persons without a Taxpayer identification Number (TIN) certificate	2	N/A

Table 5.4 Capital Gains Tax (%)

<i>Category</i>	<i>On Tanzanian assets (5)</i>	<i>On overseas assets (%)</i>
Individual		
*resident	10	30
*non-resident	20	N/A
Company	30	30
*resident	30	30
*non-resident	30	N/A

A variety of employee benefits are taxable. These include housing, vehicles and interest-free loans provided by the employer.

The contribution to the National social Security fund (NSSF) is 20% of the employee's gross pay with both the employer and the employee sharing the burden (10% each). This contribution is tax-deductible for both.

The skills and development levy is payable by any employer who employs four or more persons. The rate is 6% of the gross wage. The levy is tax-deductible. Employment in agriculture is exempt from the levy.

Exemptions to the capital gains tax are:

- Private resident:
Gains of TZS 15 million or less
- Agricultural land:
Market value of less than TZS 10 million
- Shares
 - DSE shares held by resident
 - Shares held by non-resident with shareholding of less than 25%

- Units in an approved collective investment scheme
- Shares in a resident company held by another resident company with a shareholding of 25% or more.

Foreign tax relief

On double taxation treaties, see Chapter II.3. Incentives, special zones and related matters.

Taxes on goods and services

Value-added tax (VAT)

VAT is charged at the rate of 18% on the supply of goods and services. Whether imported or domestically produced. Certain supplies such as insurance, education financial services and tourist services are exempt from VAT, while supplies of human and veterinary medicine are zero-rated.

The registration threshold is gross turnover of TZS 40 million per annum. A separate application can be made to the Commissioner for Customs to deem motor vehicles as capital goods.

Capital goods (plant and machinery, excluding motor vehicles) and goods and services provided under a technical aid or donor-funded project and special agreements are relieved from VAT. Government agencies are not relieved from VAT.

Excise duty

Excise duty is charged on various imported and locally produced goods and services, especially on certain consumer goods such as petroleum and alcohol and tobacco products. The rates may be specific, such as TZS 40 per litre on heavy furnace oil, or ad valorem, such as 20% on motor vehicles older than 10 years.

Stamp duty

Stamp duty is payable on a range of transactions such as lease agreements, conveyances and transfers of shares. (Most such instruments need to be stamped to have legal status). The duty is 1% on all transactions except the conveyance of agricultural land, which latter incurs a duty of TZS 500.

Taxes on international trade

The East African Custom Union Protocol² that came into force on 1 January 20-05 eliminates internal tariffs among the five member countries. Burundi, Kenya, Rwanda, Tanzania and Uganda. Externally, it puts in place a Common External Tariff (CET) - see table III.5 below.

Note the Protocol has no effect on domestic taxes such as the VAT of the Excise Duty.

Certain 'sensitive goods' (including most cereals, milk, jute bags, cement, sugar and second-hand clothes (mitumba) attract rates higher than the top CET rate of 25%.

Certain industries and items are entitled to exemptions under the customs law, such as assemblers of bicycle and motor cycle kits, importers of gas cylinders, some hotel equipment, refrigeration, solar equipment and energy saving bulbs.

Where goods are currently subject to a lower rate of duty from the trading blocs of COMESA and SADC, the applicable lower rate will supersede the EAC rates up to a time when the trading arrangements between the three trading blocs are harmonized. (A declaration launching negotiations on a COMESA –EAC SADC Tripartite Free Trade Area (FTA) was signed by Heads of State of the member countries of the three blocs on 12 June 2011).

Note that a list of all tax laws is available on the Tanzania revenue authority's website

Table 5.5 EAC Common External Tariff (%)

<i>Category</i>	<i>Rate (%)</i>
Raw materials, capital goods, agricultural inputs, pure-bred animals, medicines	0
Semi-finished goods	10
Finished final consumer goods	15

² East African Community Secretariat, Protocol on the Establishment of the East African Customs Union , 2004, http://customs.eac.int/index.php?option=com_content&view=article&id=2:customs-union-protocol&catid=3:key-document

Annex 5.2 Priorities & restrictions

Priorities³

FDI is particularly welcome in the following areas, in which special incentives are offered:

- Agriculture and agro-based industries;
- Economic infrastructure (transport, telecommunications, ports, banking and insurance);
- Manufacturing;
- Mining;
- Petroleum and gas; and
- Tourism.

Restrictions and prohibitions⁴

Industries closed or restricted for both domestic and foreign investors are as follows:

Manufacture/processing of narcotic drugs	Prohibited
Manufacture of weapons and ammunition	Prohibited
Sawn timber, veneer, plywood utility	Subject to approval by the products
Wood-based logs as raw materials Resources	Ministry of Tourism and natural

³ UNCTAD, An Investment Guide to Tanzania, June 2005 (see Sources consulted)

⁴ Ibid.

Foreign ownership is restricted in the following industries to the equity % specified⁵

Telecommunications (all sub-sectors)	65%
Insurance	65%
Media	
*Newspapers	0%
*Television broadcasting	49%



⁵ World Bank, Investing across Borders: Indicators of Foreign Direct Investment Regulation
<http://iab.worldbank.org/Data/Explore%20Economies/Tanzania>

Annex 53 Investment protection, investor treatment and dispute settlement

Investment protection

Investment is protected under law in Tanzania. The Constitution (Chapter One, Part III, Section 24) acknowledges the right to private property and permits nationalization only with fair and adequate compensation. Section 22 of the Tanzania Investment Act No. 26 of 1997 affirms that “no business enterprise shall be nationalized or expropriated by the Government” except by due process which makes provision for a) the payment of fair, adequate and prompt compensation which may be repatriated in convertible currency and b) the right of access to the Courts or to arbitration for the determination of the investor’s interest or right and the amount of compensation to which he is entitled⁶.

Tanzania has been a member of the Multilateral Investment Guarantee Agency (MIGA) of the World Bank Group since June 19, 1992. It is also a signatory to the Convention on the Settlement of Investment Disputes between States and Nationals of Other States (ratified May 18, 1992, entered into force June 17, 1992).

Additional protection may be offered in specific cases by the provisions of bilateral investment treaties in force — see table II.11 on BITs currently in force in Chapter II above. No foreign investment has in fact been expropriated in Tanzania since 1985.

Investor treatment


There is no discrimination against foreign companies under the law in Tanzania

Dispute settlement

As noted earlier, a Commercial Court was established in Dar es Salaam in 1999 to deal with commercial disputes. Since then, new commercial courts have been opened in Mwanza and Arusha. Access has been improved and costs have been lowered. Nonetheless, there is an ongoing problem of court capacity, which means that dispute settlement remains a lengthy and time-consuming process for investors.


Beyond the commercial courts, the Government has initiated another approach to dispute resolution. The Investor Complaints Bureau was established in 2010 and is chaired by the Government’s Chief Secretary. Both investors, and the TIC on behalf of investors, can

⁶ Tanzania Chamber of Commerce, Industry and Agriculture, The Tanzania Investment Act, 1997 <http://www.tccia.com/tccia/wp-content/uploads/legal/acts/Investment%20Act1997.pdf> .



address their concerns to the Bureau. One example is an incident in which the Ministry of Infrastructure and Development wanted to monopolize roadside billboards, for which it planned to sell usage permits. Investors took their concerns about this matter to the TIC and it in turn approached the Bureau. Resolution was provided at a high level and much more quickly than would have been possible through the commercial courts.

And then there is arbitration. Tanzania has an Arbitration Act (2002) that governs both domestic arbitration and the enforcement of foreign arbitral awards. If a dispute is related to ownership of immoveable property, it cannot be arbitrated. The administration of arbitrations is carried out by the National Construction Council (NCC) and the Tanzania Institute of Arbitrators. The enforcement procedure is quite lengthy. Tanzania is also a member of the International Centre for the Settlement of Investment Disputes (ICSID), associated with the World Bank. However, there is no specific legislation in Tanzania providing for enforcement either under the 1958 New York Convention on the Recognition and Enforcement of Foreign Arbitral Awards or under the ICSID Convention.



Annex 5.4 Land Use Policy

Under section 4 (1) of the Land Act 1999 as amended, all land in Tanzania belongs to the State. It may be acquired for use through:

- Rights of occupancy granted by the Government;
- Derivative rights granted by the Tanzania Investment Centre; and
- Sub-leases created out of the rights of occupancy held by the private sector. Rights of occupancy and derivative rights are granted for both short-term and long-term periods. Periods of long-term rights of occupancy range from 5–99 years and are renewable.

The Tanzania Investment Centre (TIC) can help investors to whom it has issued a Certificate of Incentives acquire land, both rural and urban, and it does not charge a fee for this service. It now has officers from the respective Government ministries and departments stationed at the Centre to facilitate land acquisition. The TIC also maintains a land bank, which contains designated plots of land that can be made available to foreign investors. However, a request for land not already in the land bank has to go through a lengthy review and approval process by local level authorities as well as the President's office, in order to be officially re-designated, from Village Land, with customary rights of occupancy, to General Land, which can be titled for investment and sale.

The process of acquiring land can thus be difficult and time-consuming for foreign investors. In part, this is because less than 10% of land has been surveyed and the registration of title deeds is handled manually and mainly at the local level. A partnership with a local investor is one way out of these difficulties, as the local partner can provide the land.

Annex 5.5 Foreign exchange and performance requirements

Conversion and transfer

Tanzania has liberalized foreign-exchange transactions. There are no restrictions on the repatriation of earnings and capital or on exchange transactions relating to current account payments. Unconditional transfer in freely convertible currencies is allowed with respect to net profits; the repayment of foreign loans; royalties, fees and charges in respect of technology transfer agreements; the remittance of proceeds (net of taxes and obligations) in the event of sale or liquidation of any interest attributable to investment; and payments of emoluments and other benefits to foreign employees working in Tanzania.

The only restriction is that a bureau de change may not sell foreign currency worth more than USD 10,000 to a resident wishing to travel outside Tanzania at any one time for each trip.

Performance requirements

While the Government encourages investors to use locally available raw materials in the production of goods and services wherever possible, there is no legal requirement to use raw materials sourced within the country. Firms investing in Export Processing Zones (EPZs) and firms that wish to claim the 'stand-alone EPZ' status are required to export at least 80% of the goods they produce. (Such firms also need to have an annual export turnover of not less than USD 500,000 for foreign-owned firms and USD 100,000 for locally owned ones.)

Investors granted Certificates of Incentives by the TIC are required to complete the implementation of their investment project within the implementation period agreed upon. They are also expected to report progress every six months on the progress of their business plans

Table 5.6 Services Offered by the Tanzania Investment Centre

Service provided	Delivery time	Cost (USD)
• Investment promotion		
Preparation of local projects profile	7 days	Free
Investor's guide	Immediate	Free
Provision of Investment Act	Immediate	Free

Service provided	Delivery time	Cost (USD)
• Investment facilitation		
Application form	Immediate	100.00
Certificate of incentives	7 days	750.00
Land acquisition	30 days	Free
VAT registratopm	7 days	Free
Tax Clearance	1 day	Free
Tax identification number	1 day	Free
Custom approval of import list	14 days	Free
Business name search	1 day	Free
Business licensing	3 days	Free
Company registration	3 days	Free
• Immigration and labour		
Residence permit class A*	14 days	2,255.00
Residence permit, class B*	14 days	1,705.00
Special pass for class A & B	1 day	600.00
Work permit class B- Labour	14 days	Free
• Linkages with Government institutions	1 day	Free

Source: Tanzania Investment Centre (TIC), Tanzania Investment Guide, 2008 and Beyond, <http://www.tic.co.tz/>, supplemented by personal communication with TIC personnel in the process of revising the 2008 guide.

Annex 5.6 Incorporation and exit

Table III.7 below describes the steps involved in starting a business in Tanzania. While the procedure is broadly similar for both foreign and domestic investors, there are some differences as well. In step 2, for example, a domestic business is issued a Certificate of Incorporation, with the cost ranging from TZS 126,200 to TZS 400,000 (USD 80–250), while a foreign company receives a Certificate of Compliance, at a cost of USD 1,200.⁷

A number of these steps are undertaken by the Tanzania Investment Centre on behalf of investors who meet certain minimum capital requirements — see the preceding table. The TIC can also provide further details — A Pointers to further information is provided in Annex 5.7.

Table 5.7 Starting a Business in Tanzania, Steps, time and cost

Procedure	Time (Days)	Cost (TZS)
1 Apply for clearance of the proposed company 1 No charge name at the Business Registration and Licensing Authority (BRELA)	1	No charge
2 Apply for a certificate of incorporation and 7 Variable of commencement to Registrar of Companies	7	Variable
3 Apply for taxpayer identification number (TIN) 2 No charge with the Tanzania Revenue Authority	2	No charge
4 Income tax officials inspect the office site of the No charge new company (simultaneous with procedure 3)	1y	No charge

⁷ Tanzania Investment Centre (TIC), Tanzania Investment Guide, 2008 and Beyond <http://www.tic.co.tz/>

	Procedure	Time (Days)	Cost (TZS)
5.	Apply for PAYE with the Tanzania Revenue Authority (simultaneous with procedure 4	1	No charge
6.	Apply for business license from the regional trade officer (depending on the nature of business	6	1,000
7	Receive a land and town inspection of the premises (simultaneous with procedure 6)	1	Transport (trivial)
8.	Have the health officer inspect the premises and obtain his signature (simultaneous with procedure 6)		
9.	Apply for VAT certificate with the Tanzania revenue Authority	4	No charge
10	Receive VAT/stamp duty inspection (simultaneous with procedure 9)	1	No charge
11	Register for the workmen's compensation insurance at the national insurance Corporation or secure other alternative insurance policy	1	No charge
12	Obtain registration number at the National social Security Fund (NSSF)	7	No charge

Source: World Bank and IFC, Doing Business 2012: Economy Profile: Tanzania (see Sources consulted

Table 5.8 A Sample Foreign Investors in Tanzania

<i>Company Name</i>	<i>Major Foreign ownership</i>	<i>Nature of Business</i>
Mining, Oil and Gas		
BP Tanzania Ltd (BP plc)	United Kingdom Petroleum	
Geita Goldmine (AngloGold Ashanti Ltd)	Saudi Arabia	Gold mining
Kahama Mining Corporation Ltd	Canada	Gold mining
Songas Tanzania Ltd (CDC Group plc)	United Kingdom	Gas production (& distribution)
Williamson Diamond Mines (De Beers Group)	South Africa	Diamond mining
Manufacturing		
ABB Electric Company	Switzerland	Electrical goods
Coca Cola Kwanza Tanzania Ltd United (The Coca-Cola Company)	United States	Soft drinks
Daesung Cable Co. Ltd	Korea	Cables & metal products
General Tyre (E.A.) (Continental AG) Ltd	Germany	Tyres
Karibu Textile Mills Ltd Nash Holding (Mauritius) Ltd.)	Mauritius	Textiles
Matsushita Electric Industrial Co, Ltd)	Japan	Dry batteries
	Resolute Mining Ltd Australia Gold mining	
Kilombero Sugar Company Ltd	South Africa	Sugar
Mbeya Cement Co. Ltd (Lafarge SA)		Cement
Tanzania Breweries Ltd (SABMiller plc)	South Africa	Beers and spirits

<i>Company Name</i>	<i>Major Foreign ownership</i>	<i>Nature of Business</i>
Tanzania Cigarette Company Ltd	Japan	Cigarettes
Unilever (T) Ltd (Unilever plc)	United Kingdom & the Netherlands	Consumer products
Financial Services		
Bank of Malaysia (T) Ltd	Malaysia	Banking
Citibank Tanzania Ltd (Citigroup Inc.)	United States	Banking
Jubilee Insurance Company Ltd	Kenya	Insurance
Royal & Sun Alliance Insurance (T) Ltd (Royal & Sun Alliance Insurance Group plc)	United Kingdom	Insurance
Standard Chartered Standard Chartered plc)	United Kingdom	Banking
Tourism and Transport		
ASB Holdings (Kempisk Hotel S.A)	Switzerland	Hotel Development
Costal travel Ltd	Italy	Wildlife camps
Consolidated tourist and Hotel investment Ltd (Sopa Lodges)	Kenya	Hotels & Lodges

Annex 5.7 Contacts for further information

<p>Juliet Rugeimamu Kairuki Executive Director Tanzania Investment Centre (TIC) Shaaban Robert Street</p>	<p>Hon. Magalula S. Magalula, Regional Commissioner Geita Region, P.O. Box 315,</p>
<p>P.O. Box 938 Dar es Salaam, Tanzania Tel: 255 22 2116328-32 Fax: 255 22 2118253 Email: information@tic.co.tz Website: www.tic.co.tz N.B. The TIC website contains a list of agencies and ministries of interest to investors.</p>	<p>Geita, Tanzania Tel: 028 – 2520025 Fax. No. 028 - 2520033 Email: rasgeita@pmoralg.go.tz</p>
<p>Fanuel Yona Lukwaro Zonal Manager (Lake Zone) Tanzania Investment Centre P.O. Box 638 Kenyata Street Mwanza, Tanzania Tel: 255 28 2540871/2 Fax: 255 28 2540884 Email: lakezone@tic.co.tz Website: www.tic.co.tz</p>	<p>Mr. Severine B. Kahitwa, Regional Administrative Secretary Geita Region, P.O. Box 315, Geita, Tanzania Tel: 028 – 2520025 Fax. No. 028 - 2520033 Email: rasgeita@pmoralg.go.tz</p>
<p>Hon. Hasna S. Mwilima District Commissioner P. O Box 13, Masumbwe.</p>	<p>Margaret Nakainga Town Council Director, P.O. Box 384, Geita, Tanzania Tel: 0282-520437</p>
<p>Hon. Ibrahim W. Marwa District Commissioner P. O Box 181, GEITA. Mobile: 0787555533 Email: ibrawankanga@live.co.za</p>	<p>Ali A. Kidwaka. District Executive Director P.o. Box 139, GEITA. TEL: NO. 253003/0061 FAX: 2520061</p>

<p>Hon. Rodrick L. Mpogolo, District Commissioner, P. O Box 105, CHATO. Email: mpogolor@yahoo.com Mobile: 0765401010</p>	<p>Clement L. Berege District Executive Director, P.O. Box 116, CHATO. Mobile: 0754 315760 Email: ded@chatodc.go.tz</p>
<p>Hon. Amani K. Mwenegoha, District Commissioner, P. O Box 03, BUKOMBE. Email: a_mwenegoha@yahoo.com</p>	<p>Lilian C. Matinga, District Executive Director, P.O. Box 02 BUKOMBE Mobile: 0786696900 Email: dedbukombe@yahoo.co.uk</p>
<p>Hon. Manzie O. Mangochiye, District Commissioner, P. O Box, 51, GEITA.</p>	<p>Sophia J. Kumbuli, District Executive Director P.O. Box 01, MBOGWE. Mobile: 0784819647</p>
<p>Fortunata Malya District Executive Director P.O. Box 352, NYANG'HWALE Mobile: 0784224933 Email: dednghl@yahoo.com</p>	

